

Electronic Chalking

Electronic Chalking integrates GPS, license plate recognition, and electronic data management. Although the technology of enforcement has changed, the same rules of enforcement still apply.

Time Limit enforcement is now captured electronically from vehicles parked parallel and at 45° and 90° angles. It also records wheel imaging and GPS positioning.

Enforcement

If at any time an individual believes a ticket has been issued in error, they are encouraged to notify the Parking Enforcement Unit at 561-838-5465.

THE POLICE DEPARTMENT WILL NOT RESCIND TICKETS WHICH WERE CORRECTLY ISSUED OR BECAUSE THE DRIVER WAS NOT FAMILIAR WITH THE LAWS OR POSTED SIGNS

To plead "Not Guilty" to a ticket received, you must notify the court in person or in writing.

The address is:

**The County Courthouse
Clerk of the Circuit Court
P.O. Box 3544
West Palm Beach, FL 33402
Telephone: 561-355-2924**

Disabled Parking in the Town of Palm Beach

Florida laws may be different from those of other states and other countries so all drivers should familiarize themselves with the law as it pertains to Florida. If a ticket is issued for a parking violation due to failure of the driver to display his/her valid disabled placard, the Palm Beach Police Department will rescind the ticket without the driver having to attend traffic court.

Parking in Spaces Designated for the Disabled

The fine for this violation is \$250.00

Parking at Meters or Kiosks

Vehicles displaying valid disabled permit or license plate may park at a meter or kiosk for up to four (4) hours without charge. After four hours, payment is required. The fine for this violation is \$35.00

Parking in Time-Limited Parking Spaces

Vehicles displaying valid disabled permit or license plate may not exceed the posted time limit. The fine for this violation is \$35.00

Illegal Parking

Vehicles parked illegally, such as in a loading zone, at yellow curb, or where a resident parking decal is required are subject to parking tickets even if displaying a valid disabled placard. The fine for this violation is \$35.00



- ◆ **OPERATION OF PARKING KIOSKS**
- ◆ **PARKING ENFORCEMENT SUMMARY**
- ◆ **SMART CARDS**



PALM BEACH POLICE DEPARTMENT
Parking Enforcement Unit
345 S. County Road
Palm Beach, FL 33480
561/838-5465 or 561/838-5454
Emergency call 9-1-1

Kiosk Operation

The Back-Lit graphic LCD screen provides a multi-language display with easy to read numbers and payment options.

Simply enter your parking space number onto the keypad and select your method of payment.

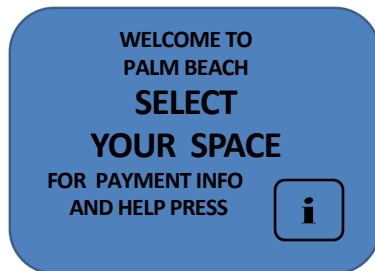
Once payment has been made you can simply walk away.

NO RECEIPT WILL BE PRINTED

The Kiosk Terminal is designed for convenience and does not require you to return to your vehicle to display the time you purchased.

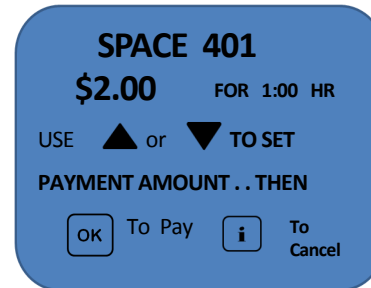
The following diagrams illustrate how to use the kiosks with coins, credit or smart cards or using the pay by cell phone option.

Pay with Coins



Pay with Credit/Debit or Smart Cards

Same as Coin Payment Instructions—then . . .



Questions or difficulty operating the kiosk—please call
(561) 838-5454 and ask for assistance.

Smart Cards

Smart Cards are secure pre-paid parking cards that can be used at parking kiosks in the Town of Palm Beach. Smart Cards are convenient to use and your balance is shown each time you use the card.

Smart cards are issued in prepaid amounts from \$25.00 to \$100.00.

Smart Cards can be purchased at the Town Hall Finance Department located at 360 South County Road (561) 838-5400.

Pay by Cell Phone Option

You need to register to use mPARK. Registration is free and is required only once. Parking can be charged to your Visa or MasterCard credit card. You can also register online at <http://www.mparkusa.com/>

Step One

Phone 1-888-mPARK-GO
(1-888-672-7546)

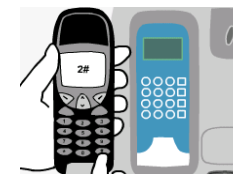


Step Two

Enter the meter number on your mobile phone, then press #

Step Three

Enter the parking space number in which you are parked on your mobile phone, then press #





Step Four

Enter amount of parking required in Dollars, for example, if you wish to use \$2 worth, enter 2 then press #

Step Five

mPARK will confirm your transaction and you may hang up



Step Six

mPARK will send you a text message with 10 minutes remaining on your meter time.

Follow the mPARK voice prompts and add additional meter time from a remote location.